



ಬೃಹತ್ ಬೆಂಗಳೂರು ಮಹಾನಗರ ಪಾಲಿಕೆ  
Bruhat Bengaluru Mahanagara Palike



# BBMP COVID-19 WAR ROOM 27.12.2022

BBMP / COVID-19 WAR ROOM / BULLETIN – 1009/ 27.12.2022 / #BBMPfightsCOVID19



# OVERVIEW OF COVID-19 IN BENGALURU

**CASE TRENDS** ACTIVE CASES **1,209**

Confirmed Cases

**29**

18,76,641 #

Recovered Cases

**14**

18,58,441 #

Death Cases

**0**

16,991 #



**HOSPITALIZATION**

**0**

ICU – V

-

ICU

-

HDU

-

General

-

INCLUDES GOVT. QUOTA AND PRIVATE WALK-IN HOSPITALIZATION



**VACCINATION**

**3,394**

2,05,11,428 #

First Dose

**273**

96,80,805 #

Second Dose

**204**

94,85,485 #

Precaution Dose

**2,917**

13,45,138 #



**TRIAGING**

MTU

**4**

Tele Triage

**23**



**ACTIVE CZs**

**0**

MCZs (< 5 cases)

**0**

Clusters (> 5 cases)

**0**



**TESTING**

**5,063**

3,20,14,908 #

RAT

**1,465**

RTPCR

**3,598**

Positivity :0.97%

\*FOR LAST 7 DAYS

# : indicates cumulative numbers till date



# ABSTRACT OF COVID-19 SCENARIO IN BENGALURU

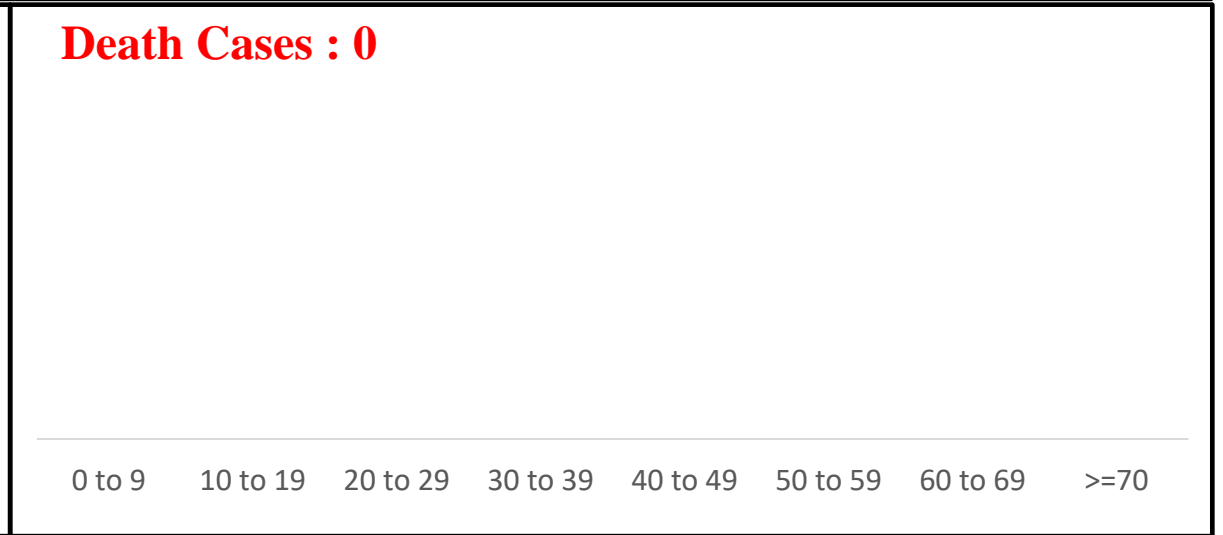
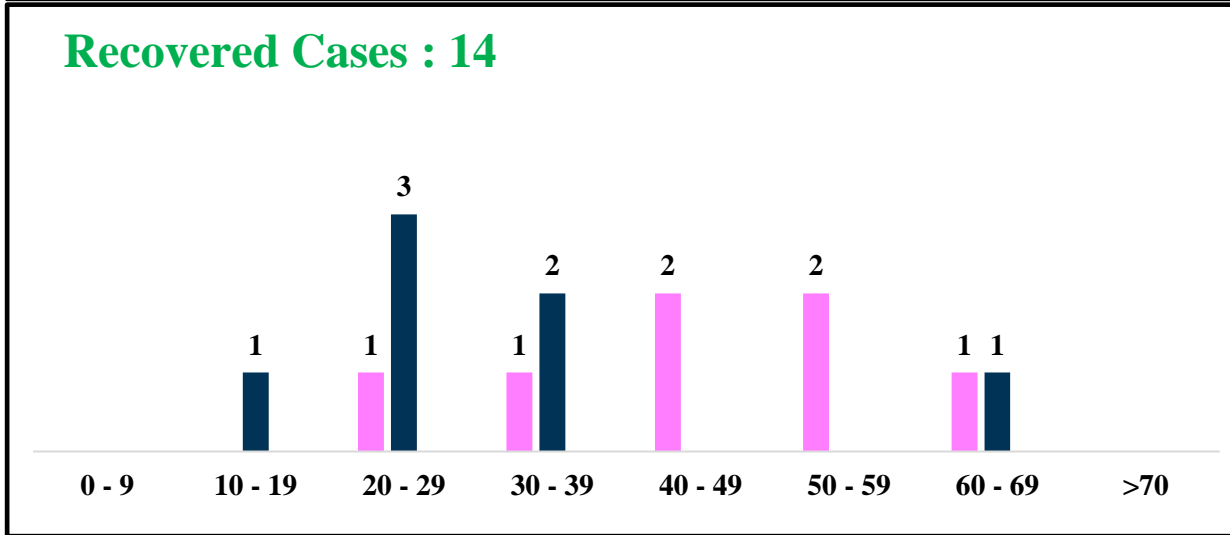
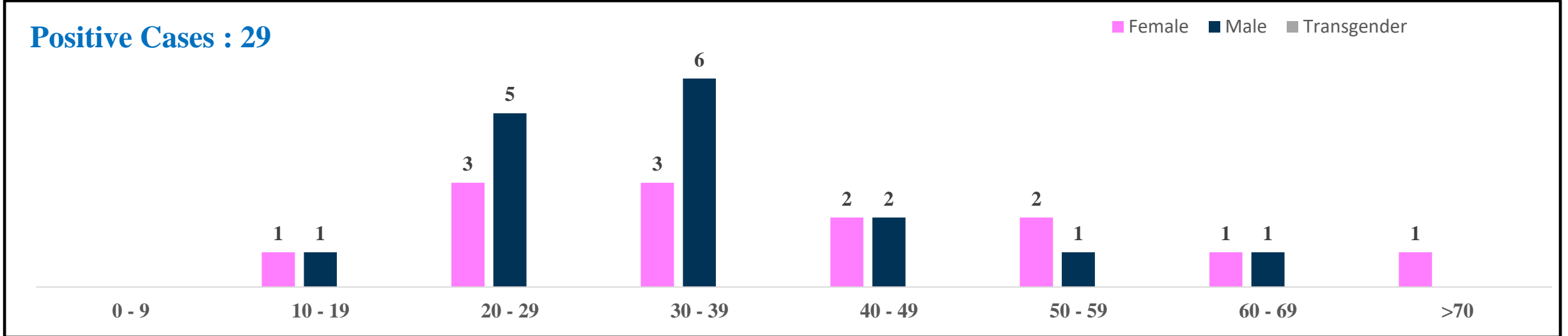


	MALE			FEMALE			TRANSGENDER			TOTAL		
	Last 24 Hours	Last 7 Days	Cumulative	Last 24 Hours	Last 7 Days	Cumulative	Last 24 Hours	Last 7 Days	Cumulative	Last 24 Hours	Last 7 Days	Cumulative
<b>Positive Cases</b>	16	85	11,06,580	13	44	7,69,865	0	0	196	29	129	18,76,641
<b>Recovered Cases</b>	7	86	10,94,089	7	62	7,64,165	0	0	187	14	148	18,58,441
<b>Death Cases</b>	0	0	10,761	0	0	6,226	0	0	4	0	0	16,991
<b>Total Tests Done</b>	<b>In Last 24 hrs. : 5,063</b>			<b>In last 7 days : 13,362</b>			<b>Cumulative : 3,20,14,908</b>					
<b>Vaccine Doses Administered</b>	<b>In Last 24 hrs. : 3,394</b>			<b>In last 7 days : 14,418</b>			<b>Cumulative : 2,05,11,428</b>					
<b>ACTIVE CASES</b>									<b>1,209</b>			

\*Covid deaths occurred today : 00 | Covid deaths occurred beyond last 24hrs., reported today : 00



# LAST 24 HOURS AGE GROUP AND GENDER WISE DISTRIBUTION

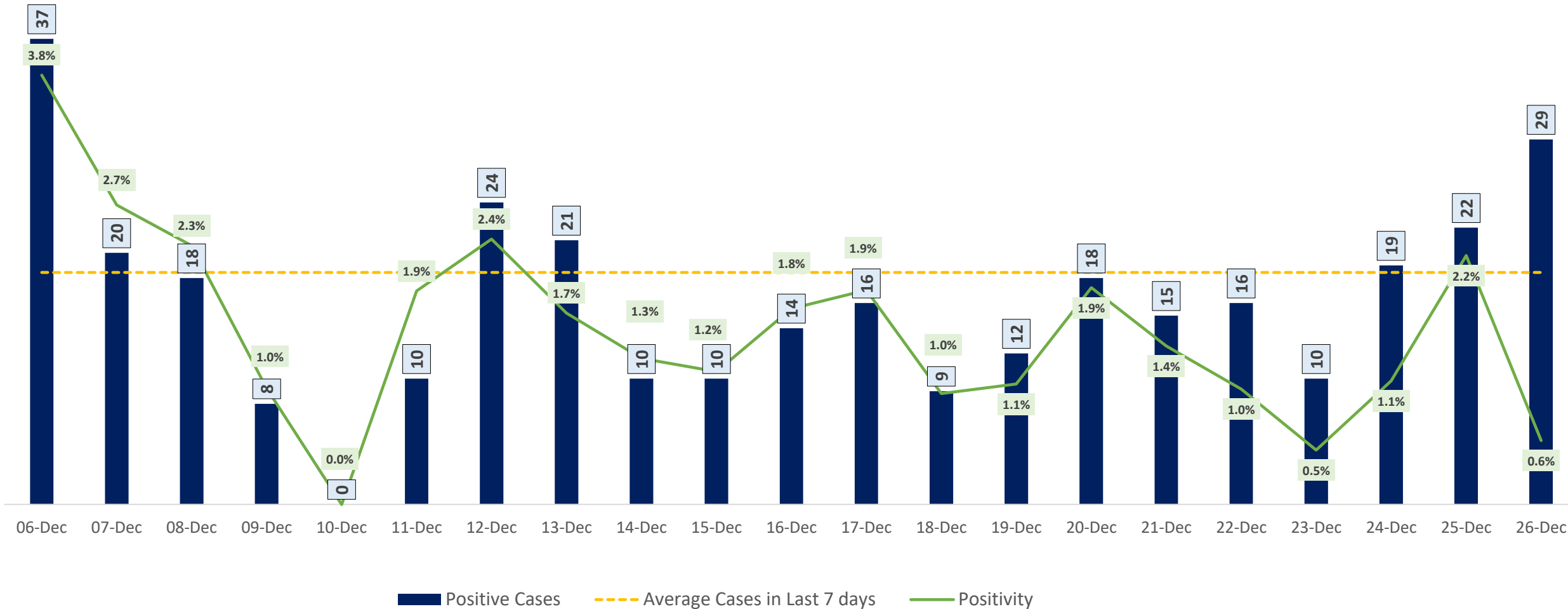




# POSITIVITY RATE OF BENGALURU – LAST 21 DAYS



Average Cases in Last 7 days : 18

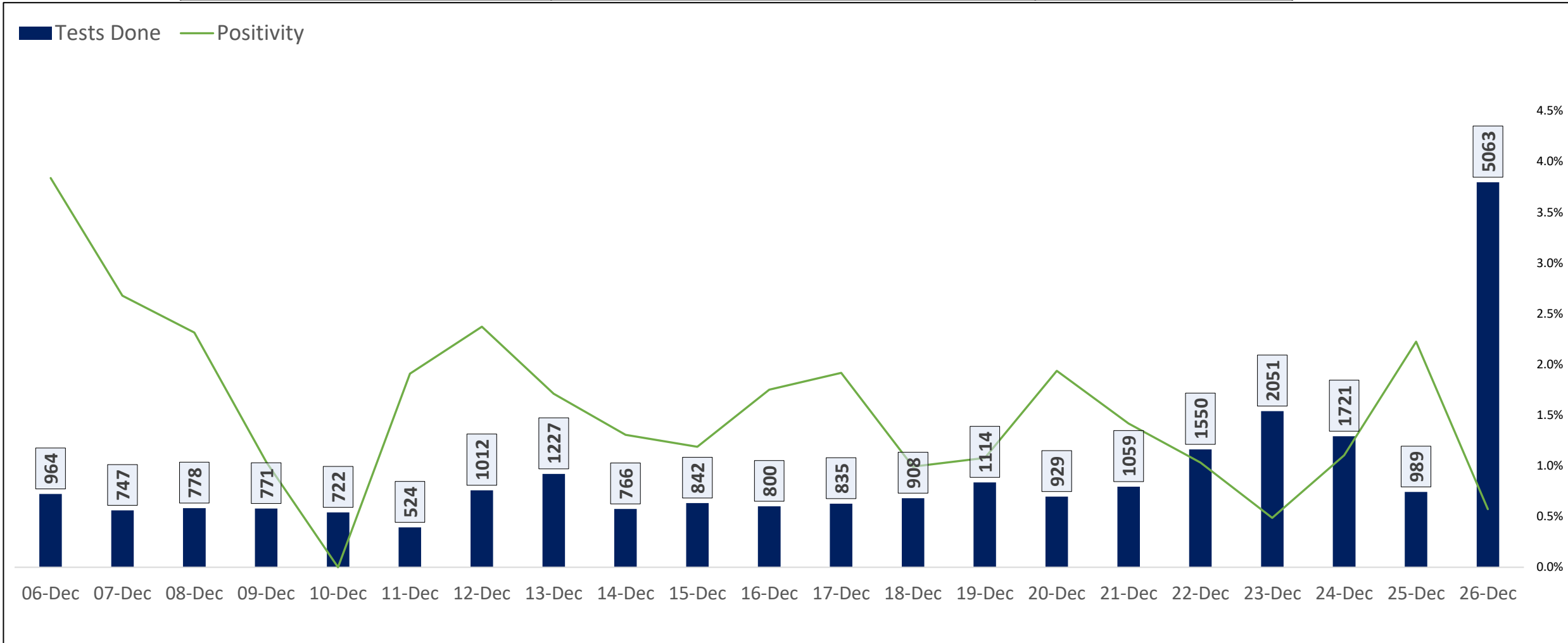




# TESTING TRENDS IN BENGALURU

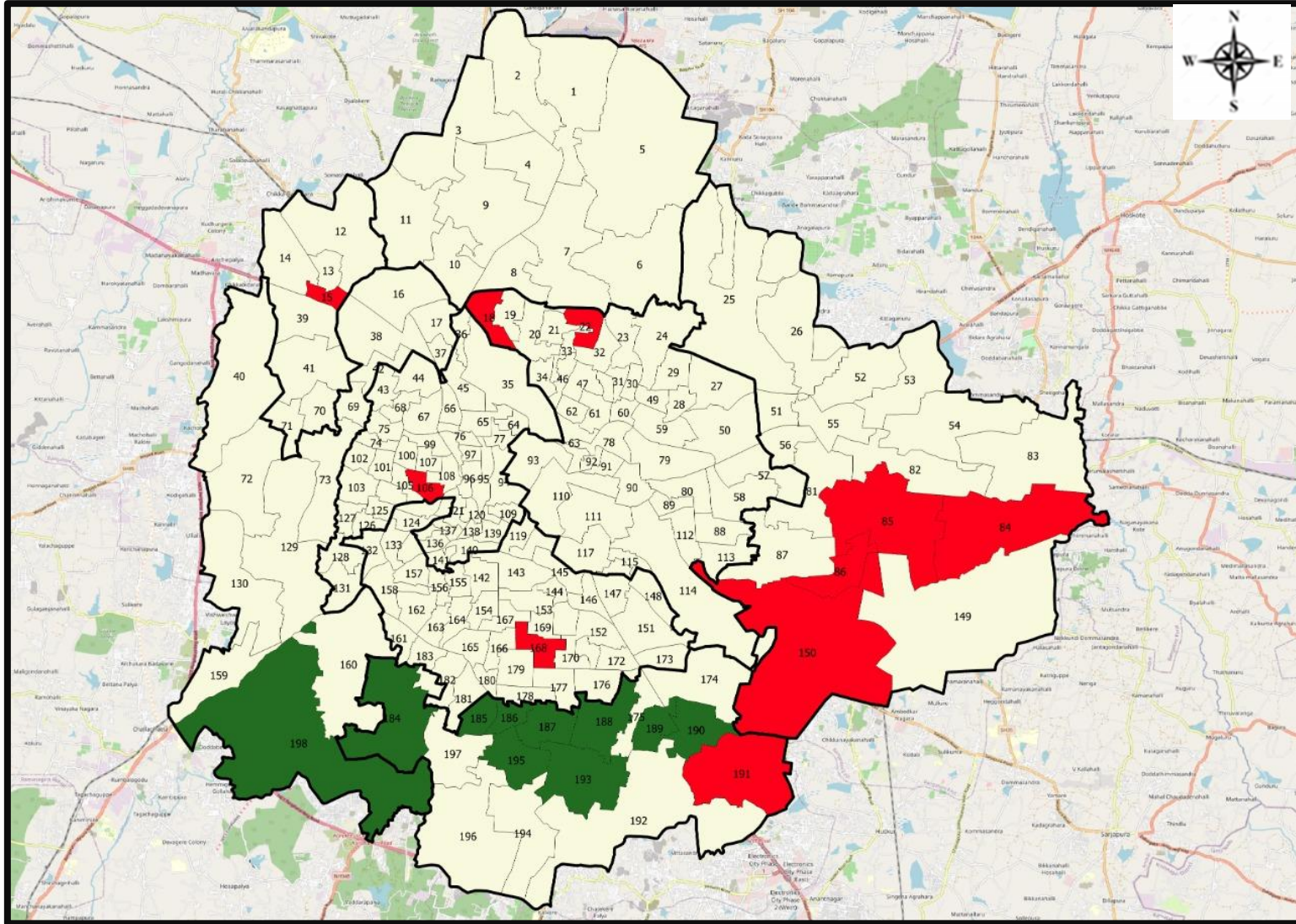


Total Test Conducted Till Date	Test Conducted Last 24 hours	Last 7 Days Average
3,20,14,908	5,063	1,909





# BENGALURU URBAN MAP SHOWING TREND OF POSITIVE CASES IN LAST 7 DAYS



### Top 10 wards reporting highest number of positive cases in last 10 days

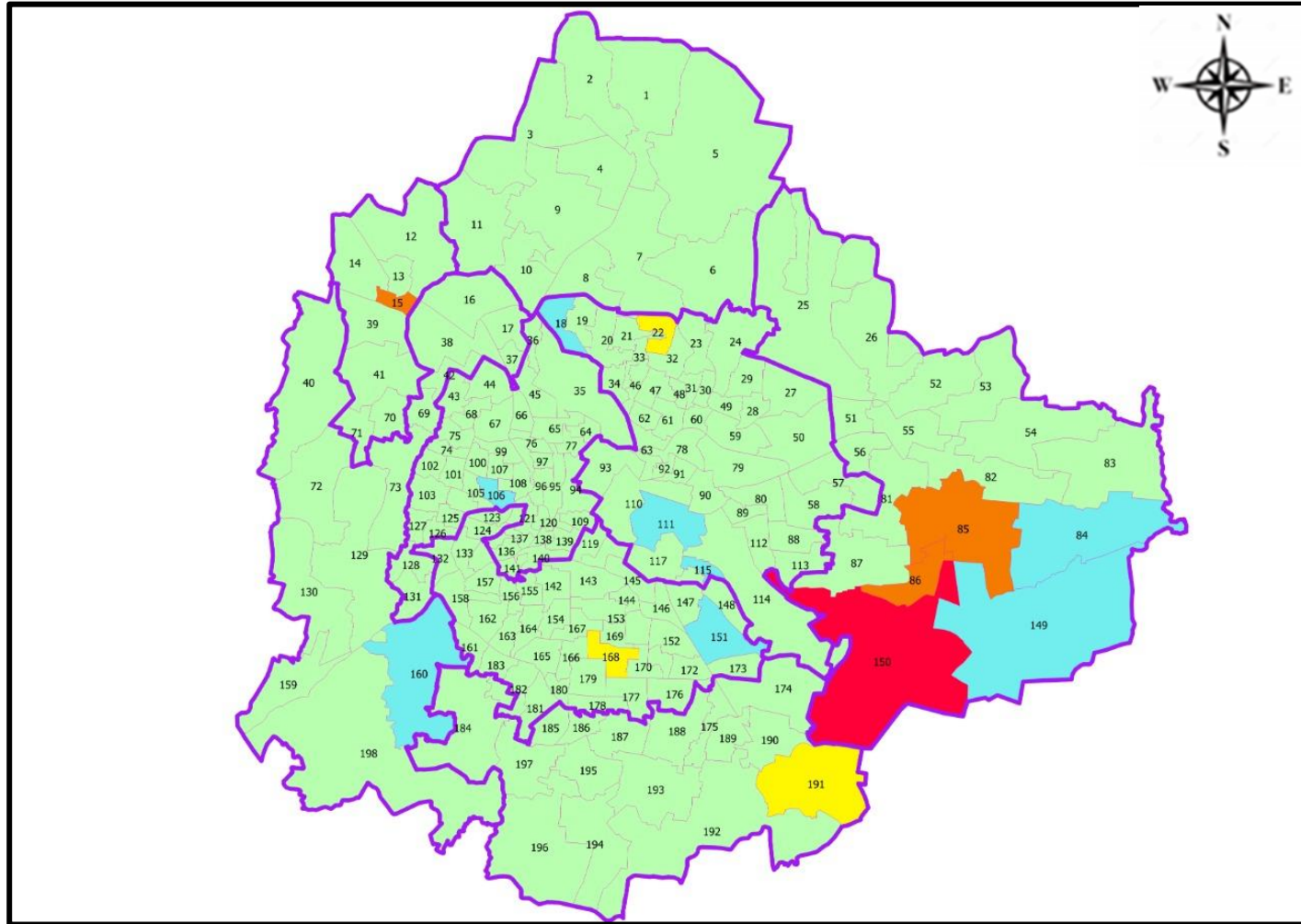
Ward No.	Ward Name	Daily Cases Average
150	Bellanduru	2
85	Dodda Nekkundi	1
15	T Dasarahalli	1
86	Marattahalli	1
22	Vishwanatha Nagenahalli	1
168	Pattabhiram Nagar	1
191	Singasandra	1
18	Radhakrishna Temple	1
84	Hagadur	1
106	Dr Raj Kumar Ward	1







### Top 10 wards reporting least number of positive cases in last 7 days

Ward No.	Ward Name	Daily Cases Average
198	Hemmigepura	0
195	Konanakunte	0
193	Arakere	0
190	Mangammanapalya	0
189	Hongasandra	0
188	Bilekhali	0
187	Puttenahalli	0
186	Jaraganahalli	0
185	Yelchenahalli	0
184	Uttarahalli	0



# BENGALURU MAP SHOWING INTENSITY OF POSITIVE CASES IN LAST 7 DAYS



-  Level 1 : 0 to 1 Cases
-  Level 2 : 1 to 3 Cases
-  Level 3 : 3 to 5 Cases
-  Level 4 : 5 to 10 Cases
-  Level 5 : More than 10 Cases
-  Zone Boundaries

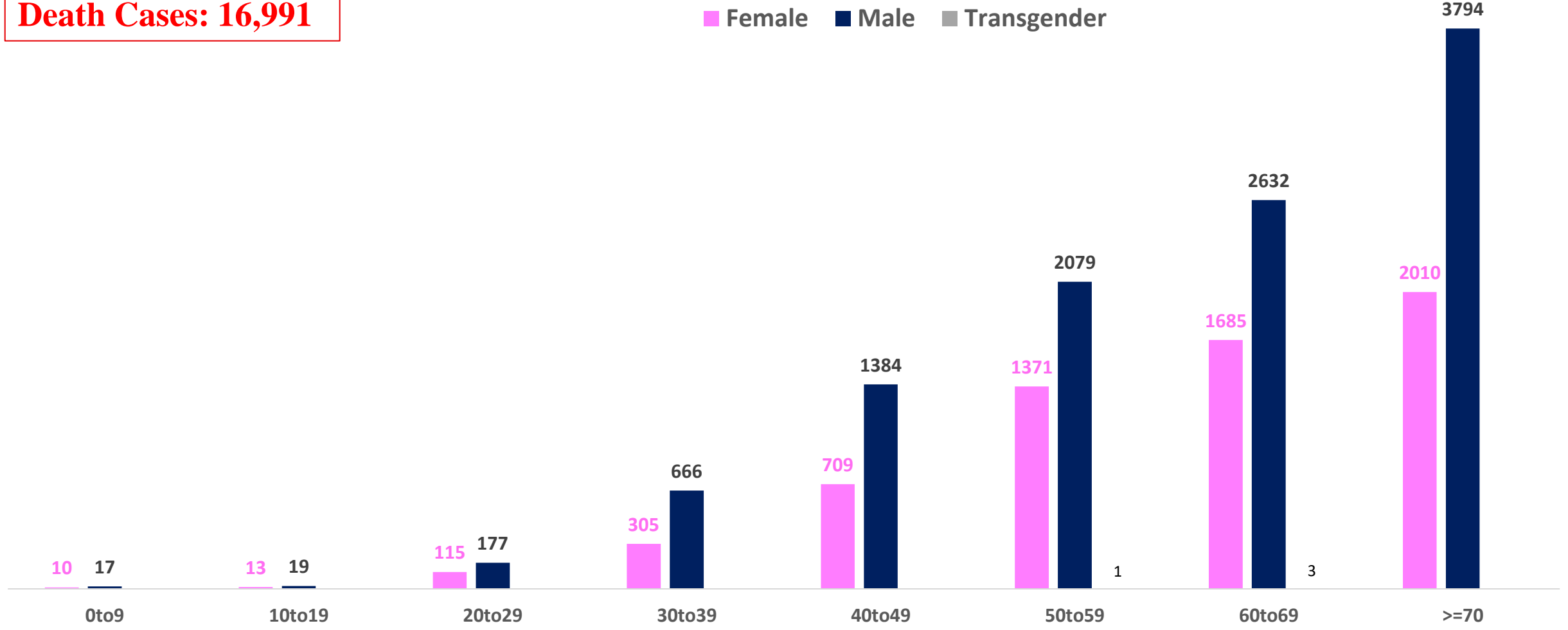




# AGE AND GENDER WISE DISTRIBUTION OF DEATH CASES



**Death Cases: 16,991**





# COVID-19 SCENARIO IN BENGALURU AND OTHER METROPOLITAN CITIES



CITY NAME	Positive Cases	Active Cases	Recovered	Deceased	Vaccine Doses Administered
New Delhi	20,07,152	24	19,80,607	26,521	3,73,17,328
Bengaluru*	18,76,641	1,209	18,58,441	16,991	2,37,78,980
Mumbai	11,54,171	50	11,34,375	19,746	2,21,34,555
Chennai	7,93,167	14	7,84,082	9,071	1,13,96,462

Source : <https://dashboard.cowin.gov.in/> at 5:00pm (27.12.2022)  
Source : <https://www.covid19bharat.org/> at 5:00pm (27.12.2022)

\*includes BBMP & Bengaluru Urban



# SNAPSHOT OF COVID-19 CASES IN BENGALURU URBAN



**Total Wards With  
0 Cases\* :  
135**

**Tests Conducted  
on 26.12.2022:  
5,063**

**Recovery  
Rate\*:  
99.03%**

**Total  
Active Cases :  
1,209**

**Total Vaccinated  
on 26.12.2022:  
3,394**

**Positivity  
Rate\* :  
0.97%**

**Active  
Rate\*:  
0.06%**

**Case  
Fatality Rate\* :  
0.00%**





\*Total positive cases In the past 7 days

\*CFR and positivity is for Past 7 days



ಬೃಹತ್ ಬೆಂಗಳೂರು ಮಹಾನಗರ ಪಾಲಿಕೆ  
Bruhat Bengaluru Mahanagara Palike



<b>Download BBMP Bulletin</b>	<a href="https://apps.bbmpgov.in/covid19/mediabulletin.php">https://apps.bbmpgov.in/covid19/mediabulletin.php</a>
<b>To register for vaccination :</b>	<a href="https://selfregistration.cowin.gov.in/">https://selfregistration.cowin.gov.in/</a>
<b>BBMP COVID19 Dashboard:</b>	<a href="https://apps.bbmpgov.in/covid19/">https://apps.bbmpgov.in/covid19/</a>
<b>Follow us on:</b>	 <a href="http://www.facebook.com/bbmp.comm1/">www.facebook.com/bbmp.comm1/</a>
	 <a href="https://twitter.com/BBMPCOMM">twitter.com/BBMPCOMM</a>
	  <a href="https://www.instagram.com/BBMPSplHealth">BBMPSplHealth</a>


Issued by:

Honorable Chief Commissioner, BBMP  
Special Commissioner Health & IT, BBMP  
MD, Bengaluru Smart City Limited

**THANK YOU !**


ಬೃಹತ್ ಬೆಂಗಳೂರು ಮಹಾನಗರ ಪಾಲಿಕೆ  
Bruhat Bengaluru Mahanagara Palike

**Stay Safe from COVID-19 Virus**

 **Wear Mask**

**Wash Hands Regularly** 

 **Maintain Social Distance**

**Get Vaccinated** 

For more information around COVID-19 call the BBMP helpline number 1533

